

Cloudera Data Warehouse Release Notes

Date published: 2020-08-17

Date modified: 2024-12-20

CLOUDERA

Legal Notice

© Cloudera Inc. 2025. All rights reserved.

The documentation is and contains Cloudera proprietary information protected by copyright and other intellectual property rights. No license under copyright or any other intellectual property right is granted herein.

Unless otherwise noted, scripts and sample code are licensed under the Apache License, Version 2.0.

Copyright information for Cloudera software may be found within the documentation accompanying each component in a particular release.

Cloudera software includes software from various open source or other third party projects, and may be released under the Apache Software License 2.0 (“ASLv2”), the Affero General Public License version 3 (AGPLv3), or other license terms. Other software included may be released under the terms of alternative open source licenses. Please review the license and notice files accompanying the software for additional licensing information.

Please visit the Cloudera software product page for more information on Cloudera software. For more information on Cloudera support services, please visit either the Support or Sales page. Feel free to contact us directly to discuss your specific needs.

Cloudera reserves the right to change any products at any time, and without notice. Cloudera assumes no responsibility nor liability arising from the use of products, except as expressly agreed to in writing by Cloudera.

Cloudera, Cloudera Altus, HUE, Impala, Cloudera Impala, and other Cloudera marks are registered or unregistered trademarks in the United States and other countries. All other trademarks are the property of their respective owners.

Disclaimer: EXCEPT AS EXPRESSLY PROVIDED IN A WRITTEN AGREEMENT WITH CLOUDERA, CLOUDERA DOES NOT MAKE NOR GIVE ANY REPRESENTATION, WARRANTY, NOR COVENANT OF ANY KIND, WHETHER EXPRESS OR IMPLIED, IN CONNECTION WITH CLOUDERA TECHNOLOGY OR RELATED SUPPORT PROVIDED IN CONNECTION THEREWITH. CLOUDERA DOES NOT WARRANT THAT CLOUDERA PRODUCTS NOR SOFTWARE WILL OPERATE UNINTERRUPTED NOR THAT IT WILL BE FREE FROM DEFECTS NOR ERRORS, THAT IT WILL PROTECT YOUR DATA FROM LOSS, CORRUPTION NOR UNAVAILABILITY, NOR THAT IT WILL MEET ALL OF CUSTOMER’S BUSINESS REQUIREMENTS. WITHOUT LIMITING THE FOREGOING, AND TO THE MAXIMUM EXTENT PERMITTED BY APPLICABLE LAW, CLOUDERA EXPRESSLY DISCLAIMS ANY AND ALL IMPLIED WARRANTIES, INCLUDING, BUT NOT LIMITED TO IMPLIED WARRANTIES OF MERCHANTABILITY, QUALITY, NON-INFRINGEMENT, TITLE, AND FITNESS FOR A PARTICULAR PURPOSE AND ANY REPRESENTATION, WARRANTY, OR COVENANT BASED ON COURSE OF DEALING OR USAGE IN TRADE.

Contents

What's new.....	4
Known issues.....	5
General known issues.....	5
Upgrade-related known issues.....	7
OpenShift cluster environments.....	7
ECS cluster known issues.....	7
Database Catalog known issues.....	8
Hive Virtual Warehouses known issues.....	8
Impala Virtual Warehouses known issues.....	10
Hue known issues.....	11
Known issues in Unified Analytics.....	13
Iceberg-related known issues.....	13
Fixed issues.....	15
Deprecation notices.....	16
Version mapping.....	17
Cumulative hotfixes.....	17
Cloudera Data Warehouse 1.5.4-CHF1.....	17
Fixed issues in 1.5.4-CHF1.....	18
Cloudera Data Warehouse 1.5.4-CHF3.....	18
Fixed issues in 1.5.4-CHF3.....	18
Service pack releases.....	19
Cloudera Data Warehouse on premises 1.5.4 SP1.....	19
Version mapping.....	19
What's new.....	19
Fixed issues.....	20
Known issues.....	20
Behavior changes.....	21
Cloudera Data Warehouse on premises 1.5.4 SP2.....	22
Version mapping.....	22
What's new.....	22
Fixed issues.....	22
Known issues.....	22
Behavior changes.....	23

What's new in Cloudera Data Warehouse on premises

Review the new features in this release of Cloudera Data Warehouse on premises service.

Hue supports natural language query processing (Preview)

Hue leverages the power of Large Language Models (LLM) to help you generate SQL queries from natural language prompts and also provides options to optimize, explain, and fix queries, promoting efficient and accurate practices for accessing and manipulating data. You can use several AI services and models such as OpenAI's GPT service, Amazon Bedrock, and Azure's OpenAI service to run the Hue SQL AI assistant.

- To learn more about the supported models and services, limitations, and what data is shared with the LLMs, see [About the SQL AI Assistant in Cloudera Data Warehouse](#).
- To set up and enable the SQL AI Assistant, see [About setting up the SQL AI Assistant in Cloudera Data Warehouse](#).
- To see how to generate, edit, explain, optimize, and fix queries, see [Starting the SQL AI Assistant in Hue](#).

Improvements to custom pod configuration (now known as Resource Templates)

Several improvements and changes have been made to the custom pod configuration functionality starting with Cloudera Data Services on premises 1.5.4. The custom pod configuration has been renamed to "Resource Templates".

- A new menu option Resource Templates has been added to the left navigation pane on the Cloudera Data Warehouse web interface.
- You can now configure the allocation of Kubernetes resources to the pods for Hive, Data Visualization, and Database Catalog in addition to Impala.
- The Impala pod configuration feature is moved from the **Environment Details** page to the **Resource Templates** page.

For more information, see [Resource templates for Cloudera Data Warehouse on premises pods](#).

Flexibility to enable and disable quota management for Cloudera Data Warehouse entities

Earlier, you were required to enable the quota management option before activating an environment to use quota-managed resource pools for environments, Data Catalogs, Virtual Warehouses, and Cloudera Data Visualization instances in Cloudera Data Warehouse. Starting with Cloudera Data Services on premises 1.5.4, you can enable or disable the quota management option at any time during the lifecycle of the Cloudera Data Warehouse entities. To learn more about the behavioral aspects, see [Quota Management in Cloudera Data Warehouse on premises](#).

A new option called `--resource-pool` (string) has been added to the CDP CLI commands for Cloudera Data Warehouse on premises using which you can specify the resource pool for the Cloudera Data Warehouse entity (Virtual Warehouse, cluster/environment, Cloudera Data Visualization instance).

Added support for authentication between Cloudera Data Warehouse and HMS database using mTLS

Cloudera Data Warehouse and the Hive MetaStore (HMS) database on the base cluster can mutually authenticate each other during the SSL/TLS handshake using mTLS for all supported backend databases (Oracle, MySQL, MariaDB, and Postgres). To set up mTLS, you must upload the database client certificate and the private key files in PEM format while activating an environment in Cloudera Data Warehouse. See [Enabling mTLS between the HMS database and Cloudera Data Warehouse on premises](#).

Ability to enable active-passive configuration for HiveServer2 pods

Cloudera Data Warehouse provides an option to enable active-passive configuration for HiveServer2 (HS2) pods in on premises. By enabling this feature, two HS2 pods run simultaneously—one active and the other inactive. When one

pod terminates, the inactive pod becomes active, providing High Availability. See [HiveServer2 High Availability in Cloudera Data Warehouse on premises](#). The most likely cause of a pod's termination is node failure.

Improvements to backup and restore Cloudera Data Warehouse

There are two ways to backup and restore the Cloudera Data Warehouse service:

- Using Data Recovery Service (DRS)
- Using the Cloudera Data Warehouse's Cloudera CLI cluster management commands

Both these methods use Cloudera CLI commands. The Cloudera Management Console also provides a graphical user interface to perform backup and restore operations. See [DRS automatic backups](#) and [Using DRS with Cloudera Data Warehouse](#).

To learn about the different backup and restore methods, objects and configurations that are included in the backup, deciding which method to use, see [Backup and restore in Cloudera Data Warehouse on premises](#).

New advanced configuration option to backup Virtual Warehouse namespaces before an upgrade

By default, Cloudera Data Warehouse backs up namespace-related data before starting the upgrade process using the Data Recovery Service. A new option has been added to disable the automatic backup process on the **Advanced Configuration** page in the Cloudera Data Warehouse web interface.

Cloudera Data Warehouse no longer has a dependency on YARN

Environment activation in Cloudera Data Warehouse no longer depends on or fails if the YARN service is not installed on the Cloudera Base on premises cluster.

Known issues and limitations in Cloudera Data Warehouse on premises

Review the known issues and limitations that you might run into while using the Cloudera Data Warehouse service in Cloudera Private Cloud Data Services.

General known issues

This topic describes the general service-wide known issues for Cloudera Data Warehouse on premises.

Known issues identified in 1.5.4

DWX-19477: Pods are stuck in pending state when you activate an environment with quota management enabled

Cloudera Data Visualization gets stuck in the pending state and wait for allocation when you activate an environment with quota management enabled because of a bug in the resource calculation for the Cloudera Data Visualization instance that is created from the Cloudera Data Warehouse UI. You may observe the following output when you run the `kubectl get pods` command:

```
kubectl get pods -n viz-rand-uru
```

NAME	READY	STATUS	RESTARTS
AGE			
service-discovery-56cc8ddc94-jpr5m	1/1	Running	0
6m4s			
viz-webapp-0	0/1	Pending	0
5m46s			

viz-webapp-vizdb-create-job-588bs 6m3s	0/1	Completed	0
---	-----	-----------	---

Disable quota management before creating a Cloudera Data Visualization instance from the Cloudera Data Warehouse service.

DWX-18558: The executor pods in Impala Virtual Warehouse do not update when you change it to a different resource template

Suppose you created an Impala Virtual Warehouse with a certain resource template. If you apply a different resource template later having a different local storage size, the operation fails silently and the following pods are not updated: hiveserver 2, impala-coordinator, impala-executor and hue-backend. This happens because changing the storage size is not supported by Kubernetes.

None. Cloudera recommends that you avoid changing resource templates with different volume sizes and select the right size while creating the Virtual Warehouse.

Known issues identified in 1.5.3

DWX-17880: Hive Virtual Warehouse does not start if the bind user contains special characters

The Hive virtual warehouse may fail to start up if you have specified the following special characters in the LDAP bind credential password: < > & ' ". This happens because the HiveServer2 (HS2) pod gets stuck in the CrashLoopBackOff state with the following error in its logs: error parsing conf file:/etc/hive/conf/hive-site.xml com.ctc.wstx.exc.WstxUnexpectedCharException: Unexpected character '&' (code 38) in content after '<' (malformed start element?). at [row,col,system-id]: [388,13,"file:/etc/hive/conf/hive-site.xml"].

1. Change the LDAP bind credentials in the Cloudera Management Console. ensure that they do not contain the following unsupported special characters: < > & ' ".
2. Reactivate the environment in Cloudera Data Warehouse.

Known issues identified in 1.5.1

DWX-15142 Character restriction on environment name when using FreeIPA server version 4.9.8 and higher

FreeIPA is supported as an authentication mechanism starting with the 1.5.1 release. If you are using FreeIPA version 4.9.8 and higher, then note that the host names are limited to 64 characters. Because the environment name is part of the host name, the environment name must not exceed 17 characters.

None.

Known issues identified in 1.5.0

DWX-18903: Service "postgres-service-default-warehouse" is invalid: spec.externalName error

You see the following error during the Database Catalog creation stage after activating the environment in Cloudera Data Warehouse:

```
Service "postgres-service-default-warehouse" is invalid:
spec.externalName
a lowercase RFC 1123 subdomain must consist of lower case
alphanumeric characters, '-' or '.', and must start and end with
an alphanumeric character (e.g. 'example.com', regex used for
validation is '[a-z0-9]([-a-z0-9]*[a-z0-9])?(\.[a-z0-9]([-a-
z0-9]*[a-z0-9])?)*')
```

This could happen because if the value of the Hive Metastore Database Host (hive_metastore_database_host) property on the base cluster is not specified in lowercase.

Go to Cloudera Manager Clusters Hive service Configuration and change the value specified in the Hive Metastore Database Host field to be in lowercase.

Known issues identified before 1.4.1**DWX-10403: Executor pods get stuck in pending state with a warning**

In rare circumstances, when Impala or Hive executors start up either due to autoscaling or by manually restarting the executors, the pods may get stuck in a pending state with a warning such as "volume node affinity conflict". This happens due to a race condition in the storage class that provides local volumes.

Restart the pods so that they can be rescheduled on new nodes with enough resources.

DWX-8502: HMS health check does not check port 9083

The HMS health check script does not check the health of its service port 9083 and may provide incorrect health status.

None.

Upgrade-related known issues

This topic describes the upgrade-related known issues for Cloudera Data Warehouse on premises.

Known issues identified in 1.5.4**DWX-18447: Virtual Warehouses go into an erroneous state after upgrading the Cloudera Control Plane**

After upgrading the Cloudera Control Plane to Cloudera Data Services on premises 1.5.4, you may see that the Virtual Warehouse creation fails with the following error:

```
huefrontend-5888cc97b8-fxpx5 pod in compute-1716270252-fzfej
namespace has an erroneous container, state: waiting, reason:
RunContainerError, message: context deadline exceeded Error
Code : undefined
```

When you run the `kubectl describe` command on the pod, you see the following warning:

```
Error: failed to create containerd task: failed to create shim
task: OCI runtime create failed: runc create failed: unable to
create new parent process: namespace path: lstat /proc/0/ns/ipc:
no such file or directory: unknown
```

None. The Virtual Warehouse transitions back into the running or stopped state after the pod has initialized successfully.

Known issues on OpenShift cluster environments

This topic describes the OpenShift cluster environment known issues for Cloudera Data Warehouse on premises.

Known issues identified in 1.5.4**DWX-18151: Hue backup and restore fails on OpenShift Container Platform (OCP)**

The file permissions for the `pgpass` file are set incorrectly on mount, due to restricted Security Context Constraint on OCP. This causes failure in connecting to the Hue database, resulting in failure of the job.

None.

ECS cluster environments

This topic describes the Embedded Container Service (ECS) cluster environment known issues for Cloudera Data Warehouse on premises.

Known issues identified in 1.5.4

No new known issues identified in 1.5.4.

Known issues identified before 1.4.1

BLESC-6074: Impala executor pods not running and queries from Hue fail

You may see the following error after submitting a query from Hue: Latest admission queue reason: Waiting for executors to start. Only DDL queries and queries scheduled only on the coordinator (either NUM_NODES set to 1 or when small query optimization is triggered) can currently run. You may also notice that the Impala executors are not running.

Make sure that the `/etc/resolv.conf` file on the ECS hosts contain a maximum of 2 search domains.

Known issues in Database Catalogs

This topic describes the Database Catalog known issues for Cloudera Data Warehouse on premises.

Known issues identified in 1.5.4

COMPX-18140: Database Catalog does not get created after activating the Cloudera Data Warehouse Environment

When you deactivate and reactivate a Cloudera Data Warehouse Environment on which you are using deterministic namespaces, you may notice the “namespace already exists. error DB Catalog already exists (cause: namespace resource exists with name <warehouse>, Kubernetes resource not unique error)” error and the Database Catalog is not created automatically.

Wait for a few minutes after deactivating and before reactivating the Cloudera Data Warehouse Environment.

Known issues identified in 1.5.1

DWX-15302: Upgrade button stays visible even after the upgrade completes

After you upgrade the Database Catalog, the Upgrade button remains visible on the Cloudera Data Warehouse web interface instead of disappearing or getting disabled.

Refresh the page on your browser.

Known issues in Hive Virtual Warehouses

This topic describes the Hive Virtual Warehouse known issues for Cloudera Data Warehouse on premises.

Known issues identified in 1.5.4

DWX-18505: Resource template changes back to Reduced resources while creating a Virtual Warehouse

On the **Create Virtual Warehouse** modal, suppose you selected Default resources from the Resource Template drop-down menu. When you wait for a few seconds or click elsewhere on the modal, you see that the resource template changes back to “Reduced resources”. However, when you create the Virtual Warehouse, the Virtual Warehouse is created with the resource template you initially selected. This is a Cloudera Data Warehouse UI defect you encounter on environments that are activated using the low resource mode.

None.

DWX-18445: Virtual Warehouses get stuck in the deleting state

You may intermittently notice that a Virtual Warehouses gets stuck in the “deleting” state when you delete a Virtual Warehouse in Cloudera Data Warehouse. This could be due to a failing diagnostic job that is in an “Init:0/1” state in the namespace.

None. The diagnostic job gets cleaned up in one hour, after which the Virtual Warehouse gets deleted successfully.

Known issues identified in 1.5.2

DWX-16989: Hive query running on Iceberg table fails randomly

Suppose you have disabled the auto-suspend option for a Hive Virtual Warehouse or if the Virtual Warehouse is under continuous load and hence it cannot be stopped by the auto-suspend option. In this situation, using the Iceberg table format may cause the following exceptions to appear in the query coordinator log along with the submitted queries that have failed:

```
org.apache.hadoop.ipc.RemoteException(org.apache.hadoop.security.token.SecretManager$InvalidToken): token (token for hive: HDFS_DELEGATION_TOKEN
owner=hive/dwx-env-host-1.cdp.local@EXAMPLE.CLOUDERA.COM,
renewer=hive, realUser=, issueDate=1709813340891,
maxDate=1710418140891, sequenceNumber=19784486, masterKeyId=52)
is expired, current time: 2024-03-08 04:09:32,835-0800 expected
renewal time: 2024-03-08 04:09:00,891-0800
```

```
org.apache.hadoop.ipc.RemoteException(org.apache.hadoop.security.token.SecretManager$InvalidToken): token (token for hive: HDFS_DELEGATION_TOKEN
owner=hive/dwx-env-host-1.cdp.local@EXAMPLE.CLOUDERA.COM,
renewer=hive, realUser=, issueDate=1699855596578,
maxDate=1700460396578, sequenceNumber=16863242, masterKeyId=39)
can't be found in cache
```

```
org.apache.hadoop.ipc.RemoteException(org.apache.hadoop.security.token.SecretManager$InvalidToken): token (OzoneToken owner=hive/dwx-env-
ewxf6g-env.cdp.local@ROOT.EXAMPLE.SITE, renewer=hive,
realUser=, issueDate=2024-03-19T21:49:31.033Z,
maxDate=2024-03-19T21:50:31.033Z, sequenceNumber=72,
masterKeyId=1, strToSign=null, signature=null,
awsAccessKeyId=null, omServiceId=ozone1710521984,
omCertSerialId=11) is expired, current time: 2024-03-19
21:51:34,293+0000 expected renewal time: 2024-03-19
21:51:31,033+0000
```


```
org.apache.hadoop.ipc.RemoteException(org.apache.hadoop.security.token.SecretManager$InvalidToken): token (OzoneToken owner=hive/dwx-env-
aztlgg-env.cdp.local@ROOT.EXAMPLE.SITE, renewer=hive,
realUser=, issueDate=2024-04-09T16:04:12.889Z,
maxDate=2024-04-09T17:04:12.889Z, sequenceNumber=29,
masterKeyId=1, strToSign=null, signature=null,
awsAccessKeyId=null, omServiceId=ozone1711550158,
omCertSerialId=2597525731772327) can't be found in cache
```

This happens because the HDFS delegation tokens are not renewed when using the Iceberg table format. After the existing HDFS delegation tokens expire, Hive query coordinator (TEZ App Master) cannot access the tables on the file system during the query planning phase. The problem is independent of the file system--Ozone FS or Hadoop FS. The error only occurs after the HDFS delegation tokens have expired. By default, the delegation tokens expire in one day. However, you can modify the expiration time on the Cloudera Base on premises cluster.

The problem does not occur if the query coordinator pods in the Hive Virtual Warehouse are stopped manually or by using the auto-suspend functionality within the token expiration period.

Apply this workaround only if you cannot suspend the Hive Virtual Warehouse.

1. Log in to the Cloudera Data Warehouse service as DWAdmin.

2. Go to the Virtual Warehouses tab and click  Edit Configurations Query Coordinator .
3. Select env from the Configuration files drop-down menu.
4. Add the following value against the JVM_OPTS property:


```
-Diceberg.scan.plan-in-worker-pool=false
```

5. Click Apply Changes.

Known issues identified in 1.5.1

DWX-15480: Hive queries fail with FILE_NOT_FOUND error

ACID directory cache may become outdated in Tez AMs in case of ACID tables that change often, possibly leading to different errors with the same root cause: "split generation works from cache pointing to non-existing files". And you may see the following error in the diagnostic bundles and query logs: FILE_NOT_FOUND: Unable to get file status.

Disable the cache by setting the value of the hive.txn.acid.dir.cache.duration property to -1 by going to Virtual Warehouse  Edit CONFIGURATIONS Hue Configuration files hive-site from the Cloudera Data Warehouse web interface.

DWX-15287: Drop database query for Hive fails with Invalid ACL Exception

You may see the following error in a Hue or beeline session when running DROP DATABASE, DROP TABLE, or ALTER TABLE DROP PARTITION operations on a Hive Virtual Warehouse that is in Stopped state: "org.apache.zookeeper.KeeperException\$InvalidACLException: KeeperErrorCode = InvalidACL for /llap-sasl/user-hive".



The exception is caused because the Hive Virtual Warehouse tries to evict the cache in the LLAP executors, but the compute pods of the stopped warehouse are no longer running.



Note: The database or table is deleted despite the exception, only the LLAP executors do not flush their database or table related buffers, because these executors are not running.

Start the Virtual Warehouse before you run the DROP DATABASE, DROP TABLE, or ALTER TABLE DROP PARTITION operations.

Alternatively, you can add the hive.llap.io.proactive.eviction.enabled=false setting in the hive-site.xml file. This method may result in some performance degradation, because LLAP no longer discards the dropped database/table or temp table related buffers.

1. Log in to Cloudera Data Warehouse as DWAdmin.
2. Click  Edit CONFIGURATIONS Hiveserver2 on the Virtual Warehouse tile and select hive-site from the Configuration files drop-down menu.
3. Click  and add the following line:

```
hive.llap.io.proactive.eviction.enabled=false
```

4. Click Apply Changes.

Wait for the Virtual Warehouse to refresh and return to Running or Stopped state.

Known issues in Impala Virtual Warehouses

This topic describes the Impala Virtual Warehouse known issues for Cloudera Data Warehouse on premises.

Known issues identified in 1.5.4

DWX-18505: Resource template changes back to Reduced resources while creating a Virtual Warehouse

On the **Create Virtual Warehouse** modal, suppose you selected Default resources from the Resource Template drop-down menu. When you wait for a few seconds or click elsewhere on the modal, you see that the resource template changes back to “Reduced resources”. However, when you create the Virtual Warehouse, the Virtual Warehouse is created with the resource template you initially selected. This is a Cloudera Data Warehouse UI defect you encounter on environments that are activated using the low resource mode.

None.

DWX-18445: Virtual Warehouses get stuck in the deleting state

You may intermittently notice that a Virtual Warehouse gets stuck in the “deleting” state when you delete a Virtual Warehouse in Cloudera Data Warehouse. This could be due to a failing diagnostic job that is in an “Init:0/1” state in the namespace.

None. The diagnostic job gets cleaned up in one hour, after which the Virtual Warehouse gets deleted successfully.

Known issues identified in 1.5.1

DWX-14292: Impala executors and coordinator pods get stuck in pending state

If you have enabled low resource mode while activating an environment in Cloudera Data Warehouse and also enabled the option to customize pod sizes for Impala from the **Advanced Settings** page, then you may notice that the executors and coordinator pods do not request the set amount of memory and CPU. This happens because the low resource mode overrides the default pod configuration.

Low resource mode and custom pod configurations for Impala cannot be used at the same time. To resolve this issue, do not select the Low resource mode option while activating an environment. Instead, create custom pod configurations with lower resources for Impala. You can continue to use lesser resources as defined in the custom pod configuration for Hive.

Known issues in Hue

This topic describes the Hue known issues for Cloudera Data Warehouse on premises.

Known issues identified in 1.5.4

CDPD-69394: Hue does not display logs while creating a table using the Importer

When you import a file in Hue using the Importer to create a table, the create table query is triggered and the operation succeeds. However, you may intermittently notice Hue not displaying the logs on the web interface.

None. This issue does not impact the underlying operation.

Known issues identified in 1.5.1

CDPD-54376: Clicking the home button on the File Browser page redirects to HDFS user directory

When you are previewing a file on any supported filesystem, such as S3, ABFS, or Ozone and you click on the Home button, you are redirected to the HDFS user home directory instead of the user home directory on the said filesystem.

None.

DWX-15090: Intermittently see the CSRF error in the Hue Job Browser

You may intermittently see the “403 - CSRF” error on the Hue web interface as well as in the Hue logs after running Hive queries from Hue.

Reload the page or start a new Hue session.

DWX-14911: Export operation failing in a partitioned Hive table

You may see the following error in the Hive server logs when running the EXPORT TABLE query in Hive: Execution Error, return code 1 from org.apache.hadoop.hive ql.exec.ExportTask. Distcp operation failed. This issue occurs when the number of files and the size of files exceeds the limits specified in the hive.exec.copyfile.maxsize and hive.exec.copyfile.maxnumfiles properties respectively, and the EXPORT TABLE query launches the distributed copy (distcp) job to copy files of HDFS.

Increase the limit of following properties in HiveServer2:

- hive.exec.copyfile.maxsize to maximum size of files in a directory in bytes
- hive.exec.copyfile.maxnumfiles to maximum number of files in a directory

OPSAPS-66903: Ozone HTTPFS address configuration contains placeholders instead of the real values

The Hue File Browser does not automatically support browsing the Ozone filesystem because the HTTPFS role configuration for the Ozone service contains placeholder text instead of real values. You can view this configuration by going to Cloudera Manager Ozone service Instances HTTPFS Gateway Processes and clicking on the ozone-conf/httpfs-site.xml configuration file.

You must manually configure Hue to access Ozone using the File Browser by following the instructions listed in [Enabling browsing Ozone from Hue on Cloudera Data Warehouse on premises](#).

Known issues identified in 1.5.0

DWX-12616: Hue limitation in Cloudera Data Warehouse on premises

Following are the known limitations in Hue in Cloudera Data Warehouse on premises 1.5.0:

- Hue Importer does not support importing files more than 200 KB in size
- Hue File Browser does not work if the HDFS service on the base cluster is configured for high availability

None.

DWX-13865: Hue File Browser does not work with HDFS HA

Hue File Browser is not accessible or displays a 403 error when you click on File Browser from the left assist panel in Cloudera Data Warehouse on premises if HDFS is configured for High Availability on the base cluster. Currently, Hue in Cloudera Data Warehouse cannot obtain the hostname and the port from the HttpFS service on the base cluster. This is a known limitation.

You must manually build and specify the WebHDFS URL for Hue in Cloudera Data Warehouse to connect to the HttpFS service on the base cluster.

1. Log in to Cloudera Manager as an Administrator.
2. Go to Clusters Hive Configuration and note the value present in the Kerberos Principal field.

This is the Hive service account name.

3. Go to Clusters HDFS HttpFS Advanced Configuration Snippet (Safety Valve) for httpfs-site.xml and click **+** to add the following lines:

Name: httpfs.proxyuser.hive.hosts, Value: *

Name: httpfs.proxyuser.hive.groups, Value: *


Replace hive with the actual Hive service account name.

4. Click Save Changes and restart the HDFS service or the HttpFS role.
5. Go to the Instances tab and note the hostname of the HttpFS role.
6. Go to the Configuration tab and note the port for the hdfs.httpfs.http.port configuration from the RESTPort field.

The default value of the hdfs.httpfs.http.port configuration is 14000.

7. Use the hostname and the port to construct the WebHDFS URL as follows:

```
https://[***HOSTNAME***]:[***PORT***]/webhdfs/v1
```

8. Log in to the Cloudera Data Warehouse service as a DWAdmin.
9. Go to the Virtual Warehouse from which you want to connect Hue to the base cluster's HDFS service and click  Edit .
10. Go to CONFIGURATIONS Hue , select hue-safety-valve from the Configuration files drop-down list and add the following lines:

```
[hadoop]
[[hdfs_clusters]]
[[[default]]]
webhdfs_url=https://[***HOSTNAME***]:[***PORT***]/webhdfs/v1
```

Specify the WebHDFS URL that you constructed earlier.

11. Click Apply changes.

Update the hue-safety-valve configuration for any Hive or Impala Virtual Warehouses from which you want to connect to the base cluster HDFS.

Known issues identified before 1.4.1

DWX-9373: Unable to log into Hue as a local administrator

If you have logged into the Cloudera Management Console as a local administrator, then you may not be able to log into Hue and you may see the following error: “User is not authorized”.

To access Hue, you must add your username to your organization's LDAP tree or log into the Cloudera Management Console using your LDAP credentials and then access Hue.

Known issues in Unified Analytics

This topic describes the Unified Analytics known issues for Cloudera Data Warehouse on premises.

Known issues identified in 1.5.4

DWX-18475: Changing the resource template does not update the query executor and coordinator pods

If you have enabled ETL Isolation on an Unified Analytics Virtual Warehouse, changing the resource template does not update the query executor and coordinator pods. They retain the initial values from the resource template that was used when you created the Virtual Warehouse.

Create a new Virtual Warehouse with the desired resource template.

DWX-18143: Unified Analytics-specific pods do not get updated after changing the resource template

When you change the resource template of an Impala Virtual Warehouse with the Unified Analytics option enabled from the **Virtual Warehouses Details** page, Cloudera Data Warehouse only updates the resources for Impala coordinator, statestore, catalogd pods, and so on. It does not update the resources for the HiveServer2 (HS2), Hive query executor, Hive coordinator, and standalone query executor pods.

None.

Iceberg-related known issues in Cloudera Data Warehouse on premises

This topic describes the Iceberg-related known issues in Cloudera Data Warehouse on premises.

Known issues identified in 1.5.4

No new known issues identified in 1.5.4.

Known issues identified in 1.5.2

CDPD-59413: Unable to view Iceberg table metadata in Atlas

You may see the following exception in the Atlas application logs when you create an Iceberg table from the Cloudera Data Warehouse data service associated with a Cloudera Base on premises 7.1.8 or 7.1.7 SP2 cluster: Type ENTITY with name iceberg_table does not exist. This happens because the Atlas server on Cloudera Base on premises 7.1.8 and 7.1.7 SP2 does not contain the necessary, compatible functionality to support Iceberg tables. This neither affects creating, querying, or modifying of Iceberg tables using Cloudera Data Warehouse nor does it affect creating of policies in Ranger.

On Cloudera Base on premises 7.1.9, Iceberg table entities are not created in Atlas. You can ignore the following error appearing in the Atlas application logs: ERROR - [NotificationHookConsumer thread-1:] ~ graph rollback due to exception (GraphTransactionInterceptor:200) org.apache.atlas.exception.AtlasBaseException: invalid relationshipDef: hive_table_storagedesc: end type 1: hive_storagedesc, end type 2: iceberg_table

If you are on Cloudera Base on premises 7.1.7 SP2 or 7.1.8, then you can manually upload the Iceberg model file z1130-iceberg_table_model.json in to the /opt/cloudera/parcels/CDH/lib/atlas/models/1000-Hadoop directory as follows:

1. SSH into the Atlas server host as an Administrator.
2. Change directory to the following:

```
cd /opt/cloudera/parcels/CDH/lib/atlas/models/1000-Hadoop
```

3. Create a file called 1130-iceberg_table_model.json with the following content:

```
{
  "enumDefs": [],
  "structDefs": [],
  "classificationDefs": [],
  "entityDefs": [
    {
      "name": "iceberg_table",
      "superTypes": [
        "hive_table"
      ],
      "serviceType": "hive",
      "typeVersion": "1.0",
      "attributeDefs": [
        {
          "name": "partitionSpec",
          "typeName": "array<string>",
          "cardinality": "SET",
          "isIndexable": false,
          "isOptional": true,
          "isUnique": false
        }
      ]
    },
    {
      "name": "iceberg_column",
      "superTypes": [
        "hive_column"
      ],
      "serviceType": "hive",
      "typeVersion": "1.0"
    }
  ]
}
```

```

    ],
    "relationshipDefs": [
      {
        "name": "iceberg_table_columns",
        "serviceType": "hive",
        "typeVersion": "1.0",
        "relationshipCategory": "COMPOSITION",
        "relationshipLabel": "__iceberg_table.columns",
        "endDef1": {
          "type": "iceberg_table",
          "name": "columns",
          "isContainer": true,
          "cardinality": "SET",
          "isLegacyAttribute": true
        },
        "endDef2": {
          "type": "iceberg_column",
          "name": "table",
          "isContainer": false,
          "cardinality": "SINGLE",
          "isLegacyAttribute": true
        },
        "propagateTags": "NONE"
      }
    ]
  }
}

```

4. Save the file and exit.
5. Restart the Atlas service using Cloudera Manager.

Technical Service Bulletins

TSB 2024-745: Impala returns incorrect results for Iceberg V2 tables when optimized operator is being used in Cloudera Data Warehouse

Cloudera Data Warehouse customers using Apache Impala (Impala) to read Apache Iceberg (Iceberg) V2 tables can encounter an issue of Impala returning incorrect results when the optimized V2 operator is used. The optimized V2 operator is enabled by default in the affected versions below. The issue only affects Iceberg V2 tables that have position delete files.

Knowledge article

For the latest update on this issue see the corresponding Knowledge Article: [TSB 2024-745: Impala returns incorrect results for Iceberg V2 tables when optimized operator is being used in Cloudera Data Warehouse](#).

Fixed issues in Cloudera Data Warehouse on premises

Review the issues fixed in this release of the Cloudera Data Warehouse service.

DWX-16589: Cloudera Data Warehouse does not display an error when Virtual Warehouses do not have sufficient quota to scale up

When a Virtual Warehouse did not have enough quota to scale up, the autoscaling failed. But Cloudera Data Warehouse did not display any error on the Cloudera Data Warehouse web interface and you had to manually configure the autoscaling options according to the available quota. This issue has been resolved.

VIZ-2046: Trusted impersonation does not work in Cloudera Data Warehouse

When you try to create a connection to the Impala Virtual Warehouse from Cloudera Data Visualization, Cloudera Data Visualization is unable to use Trusted Impersonation as a mode

of authentication. Therefore, you were required to enter both the username and password for authentication.

This issue is now resolved and trusted impersonation is supported for Hive and Impala data connections. However, note that impersonation works only with valid authorized proxy users. Hive uses the hive user and Impala uses the impala user.

VIZ-2269: Cloudera Data Warehouse Virtual Warehouse connection to Cloudera Data Visualization error

The "not authorized to delegate" error caused by impersonation configurations no longer occurs when creating or editing the Virtual Warehouse connection. For more information, see [Cloudera Data Visualization release notes](#).

DWX-16591: Concurrent merge and update Iceberg queries are failing

Earlier, concurrent merge and update Iceberg queries failed with the following error in the Hive application logs: "Base metadata location hdfs://[***LOCATION-A***] is not same as the current table metadata location '[***LOCATION-B***]' for default.merge_insert_target_iceberg \rorg.apache.iceberg.exceptions.CommitFailedException". This issue has been fixed.

DWX-14292: Impala executors and coordinator pods get stuck in pending state

Earlier, the low resource mode overrode the default pod configuration and therefore, the executors and coordinator pods could not request the set amount of memory and CPU. You had to activate the environment without selecting the Low resource mode and instead create custom pod configurations with lower resources for Impala. This issue has been resolved.

DWX-15100: Impala does not release the query profiles until the session is closed by the client

The queries you submitted from Hue were stuck in the "Waiting to be closed" state and that the last query submitted was not displayed on the **Job Browse** page in Hue. This issue has been fixed.

Technical Service Bulletins

TSB 2024-745: Impala returns incorrect results for Iceberg V2 tables when optimized operator is being used in Cloudera Data Warehouse

For the latest update on this issue see the corresponding Knowledge Article: [TSB 2024-745: Impala returns incorrect results for Iceberg V2 tables when optimized operator is being used in Cloudera Data Warehouse](#).

Deprecation notices in Cloudera Data Warehouse on premises

Review the features and functionalities that have been or will be removed or deprecated in this release of Cloudera Data Warehouse on premises.

The "Keep current image version" option has been removed

Earlier, when you rebuilt the Database Catalog or Virtual Warehouse, you had the option to retain the image version by selecting the Keep current image version option or upgrade to the latest version. This option has been removed from the Cloudera Data Warehouse web interface. Now, when you rebuild the Database Catalog or Virtual Warehouse, they always retain the existing image version.

Delegation user has been removed

A proxy user, called the delegation user which was required for impersonating authorization requests from Hue and Cloudera Data Visualization to the Impala coordinator has been deprecated. During environment activation, you no longer need to specify a delegation username and password. Cloudera Data Warehouse automatically sets the older

delegation user to “impala” when you upgrade, rebuild, or refresh an Impala Virtual Warehouse or the Cloudera Data Visualization instance.

In the existing Cloudera Data Visualization connections, you must rename the proxy user (delegation user) to "impala" user. You can rename the delegation username manually or refresh, upgrade, or rebuild the Virtual Warehouse or the Cloudera Data Visualization instance after upgrading to Cloudera Data Services on premises 1.5.4.

The ability to create custom Database Catalogs has been removed

Cloudera Data Warehouse no longer supports custom Database Catalogs. The Create multiple Database Catalogs option used for allowing you to create custom Database Catalogs has been removed from the **Advanced Configurations** page.

After you upgrade to Cloudera Data Services on premises 1.5.4, the existing custom Database Catalogs remain until you deactivate the environment. You can continue to upgrade, refresh, and rebuild the existing custom Database Catalogs. However, you can no longer create new custom Database Catalogs.

Version information for Cloudera Data Warehouse on premises components

Cloudera Data Warehouse uses Hive, Impala, and Hue as its Runtime components and also provides integration with Cloudera Data Visualization. Review the version information of Cloudera Data Warehouse on premises 1.5.4 components.

Table 1: Cloudera Data Warehouse on premises version information

Cloudera Data Warehouse component	Version
Hive	2024.0.17.3
Impala	2024.0.17.3
Hue	2024.0.17.3
Cloudera Data Visualization	7.2.2
Cloudera Data Warehouse server	1.9.0
CDP CLI	0.9.126

Apache Iceberg version information

The following table shows the version of the Iceberg component in this release of Cloudera Data Warehouse on premises:

Cloudera Data Warehouse server version	Cloudera Data Warehouse Runtime version	Iceberg version
1.9.0	2024.0.17.3	1.3.0

Cumulative hotfixes: Cloudera Data Warehouse

Review the cumulative hotfixes that have been shipped for Cloudera Data Warehouse on premises 1.5.4.

Cloudera Data Warehouse 1.5.4-CHF1

Review the features, fixes, and known issues in the Cloudera Data Warehouse 1.5.4 Cumulative hotfix 1 release.

Fixed issues in Cloudera Data Warehouse on premises 1.5.4-CHF1

Review the issues fixed in this cumulative hotfix release of Cloudera Data Warehouse on premises.

CDPD-68683: A table with thousands of columns gets hanged in Hue Table Browser

When opening a table in the Table Browser in Hue, individual network requests were being made to fetch comments for each of the columns of the table. In the case where a table had a large amount of columns, this led to a saturated network. This issue has been fixed by making only one call to fetch all the column comments in one go.

DWX-18505: Resource template changes back to Reduced resources while creating a Virtual Warehouse

On the **Create Virtual Warehouse** modal, when you selected Default resources from the Resource Template drop-down menu, and after a few seconds the resource template changed back to Reduced resources. This issue has been fixed.

DWX-18151: Hue backup and restore fails on OpenShift Container Platform (OCP)

Hue failed to connect to the Hue database, and the backup/restore operation failed because of incorrect permissions set for the pgpass file on mount due to the restricted Security Context Constraint on OCP. This issue has been fixed.

DWX-18508: Memory scaling issues for Impala Statestored

Earlier, Impala Statestored pods did not scale in a Virtual Warehouse created with a t-shirt group of 20 executors, and the Impala Virtual Warehouse ran into out of memory issues. This issue has been fixed. Now each Impala Statestored can scale their memory to 2 GB.

CDPD-70188: Hive-Iceberg queries fail with the IllegalStateException Invalid file error

Hive-Iceberg queries failed with the following error:

```
IllegalStateException Invalid file: file length 0 is less than minimal length of the footer tail 12
```

This issue has been fixed.

Cloudera Data Warehouse 1.5.4-CHF3

Review the features, fixes, and known issues in the Cloudera Data Warehouse on premises 1.5.4 Cumulative hotfix 3 release.

Fixed issues in Cloudera Data Warehouse 1.5.4-CHF3

Review the issues fixed in this cumulative hotfix release of Cloudera Data Warehouse on premises.

DWX-19183: Refreshing the Database Catalog does not fetch the hadoop configurations that are updated in the HDFS service on the Cloudera Private Cloud Base cluster

In Cloudera Data Services on premises 1.5.2 and later, refreshing the Database Catalog did not synchronize the third-party object store-related configurations from the hadoop core-site.xml file present on the Cloudera Base on premises cluster. This issue has been fixed. You can now synchronize third-party object store-related configurations between the Base cluster and the

Database Catalog by clicking Database Catalog  Rebuild or Refresh.


DWX-19285: Quota-managed resource pools count with only one metastore instance

Earlier, in quota-managed Database Catalogs, Cloudera Data Warehouse only accounted for one metastore instance when calculating quotas. However, Cloudera Data Warehouse installs two metastore instances for achieving High Availability. Therefore, the Database Catalog creation failed when certain race conditions were met, because the resource pool did not have enough resources to install both metastores instances. This issue has been fixed.

DWX-19306: Cloudera Data Warehouse Control Plane overwrites RPM labels/annotations

In certain race conditions, Cloudera Data Warehouse entities could unintentionally opt out from quota management when creating namespaces for these entities. To ensure your namespace is created with quota management as intended, make sure the namespace is annotated as follows:

```
yunikorn.apache.org/namespace.enableYuniKorn: true
```

 **Note:** Do not add this annotation manually.

Service pack releases

Review the list of service pack releases that were shipped for Cloudera Data Warehouse on premises.

Cloudera Data Warehouse on premises 1.5.4 SP1

Review the features, fixes, and known issues in the Cloudera Data Warehouse 1.5.4 Service Pack 1 release.

Version information for Cloudera Data Warehouse on premises 1.5.4 SP1 components

Cloudera Data Warehouse uses Hive, Impala, and Hue as its Runtime components and also provides integration with Cloudera Data Visualization. Review the version information of Cloudera Data Warehouse on premises 1.5.4 SP1 components.

Table 2: Cloudera Data Warehouse on premises version information

Cloudera Data Warehouse component	Version
Hive	2024.0.18.3-15
Impala	2024.0.18.3-15
Hue	2024.0.18.3-15
Cloudera Data Visualization	7.2.7-b48
Cloudera Data Warehouse server	1.10.0-b49
CDP CLI	0.9.129

Apache Iceberg version information

The following table shows the version of the Iceberg component in this release of Cloudera Data Warehouse on premises:

Cloudera Data Warehouse server version	Cloudera Data Warehouse Runtime version	Iceberg version
1.10.0-b49	2024.0.18.3-15	1.4.3

What's new in Cloudera Data Warehouse on premises 1.5.4 SP1

Review the new features introduced in this cumulative hotfix release of Cloudera Data Warehouse on premises 1.5.4 SP1.

Support for forwarding logs to your observability system

In this release, you can [forward logs](#) from environments activated in Cloudera Data Warehouse to observability and monitoring systems such as Datadog, New Relic, or Splunk. You configure a Cloudera Data Warehouse environment for these systems using the UI to provide a fluentd configuration.

Workload-aware autoscaling for Impala (General Availability)

Using workload-aware autoscaling, you can configure multiple executor groups within a single Virtual Warehouse that can independently autoscale to allow handling of different workloads in the same Virtual Warehouse. According to each query's resource requirement, the query is scheduled on an executor group size that is appropriate for that query. For more information, see [Workload aware autoscaling in Impala](#).

You must select the Enable workload-aware autoscaling for Impala option from **Advanced Configurations** to use workload-aware autoscaling. See [Enabling workload-aware autoscaling for Impala](#).

Ability to log and manage Impala workloads (Preview)

Cloudera Data Warehouse provides you the option to enable logging Impala queries on an existing Virtual Warehouse or while creating a new Impala Virtual Warehouse. By logging the Impala queries in Cloudera Data Warehouse, you gain increased observability of the workloads running on Impala, which you can use to improve the performance of your Impala Virtual Warehouses.

This feature represents a significant enhancement to query profiling capabilities. You can have Impala archive crucial data from each query's profile into dedicated database tables known as the query history table and live query table. These tables are part of the sys database and are designed to store valuable information that can later be queried using any Impala client, providing a consolidated view of reports from previously executed queries.

For more information, see [Impala workload management in Cloudera Data Warehouse \(Preview\)](#).

Fixed issues in Cloudera Data Warehouse on premises 1.5.4 SP1

Review the issues fixed in this service pack release of Cloudera Data Warehouse on premises.

Security fixes

The following security fixes are available as part of this release:

DWX-18712: Replace Java tools for JCEKS with Go

This fix prevents CVEs resulting from the openjdk8 package on Impala autoscaler, by using a tool built in Golang (Go) language to read keys from JCEKS instead of the existing Java-based tool.

DWX-19154: Upgrade to the latest Kubernetes version

The Kubernetes package was upgraded to the latest version, 1.31.0 to help prevent CVEs.

DWX-19202/DWX-19203/DWX-19267: Move images to Chainguard

The following images are now based on the Chainguard images to significantly reduce the CVE count:

- hive
- impala-autoscaler-webui-metrics
- diagnostic-tools

DWX-19250: Cloudera Data Warehouse containers elevate their own privileges

This fix configures the containers in the Control Plane and sets `containers[].securityContext.allowPrivilegeEscalation` to "false".

DWX-19537: initContainers elevate their own privileges

This fix configures and sets `initContainers[].securityContext.allowPrivilegeEscalation` to "false".

Known issues in Cloudera Data Warehouse on premises 1.5.4 SP1

Review the issues identified in this service pack release of Cloudera Data Warehouse on premises.

DWX-19016: Hue Importer displays an incorrect status message

When you create an Impala table by importing CSV files using the Hue Importer, the Importer window might display a warning indicating that the query has failed. This is an incorrect message and the table is successfully created.

None. This issue is only related to the display of an incorrect status message and does not affect the actual table creation process.

Hive compaction of Iceberg tables results in a failure

When Cloudera Data Warehouse and Cloudera Base on premises are deployed in the same environment and use the same Hive Metastore (HMS) instance, the Cloudera Base on premises compaction workers can inadvertently pick up Iceberg compaction tasks. Since Iceberg compaction is not yet supported in the latest Cloudera Base on premises version, the compaction tasks will fail when they are processed by the Cloudera compaction workers.

In such a scenario where both Cloudera Data Warehouse and Cloudera Base on premises share the same HMS instance and there is a requirement to run both Hive ACID and Iceberg compaction jobs, it is recommended that you use the Cloudera Data Warehouse environment for these jobs. If you want to run only Hive ACID compaction tasks, you can choose to use either the Cloudera Data Warehouse or Cloudera Base on premises environments.

If you want to run the compaction jobs without changing the environment, it is recommended that you use Cloudera Data Warehouse. To avoid interference from Cloudera Base on premises, change the value of the `hive.compactor.worker.threads` Hive Server (HS2) property to '0'. This ensures that the compaction jobs are not processed by Cloudera Base on premises.

1. In Cloudera Manager, click **Clusters Hive Configuration** to navigate to the configuration page for HMS.
2. Search for `hive.compactor.worker.threads` and modify the value to '0'.
3. Save the changes and restart the Hive service.

DWX-19327: Unable to upgrade the Cloudera Data Visualization instance

If you are upgrading your Cloudera Data Visualization instance from Cloudera Data Warehouse on premises 1.5.4 or earlier versions to Cloudera Data Warehouse on premises 1.5.4 SP1, the upgrade fails with a “Failed to acquire lease” error.

This issue occurs because of a missing vizCRN from some of the older Cloudera Data Visualization application objects.

Create a new Cloudera Data Visualization instance. For more information, see [Deploying Cloudera Data Visualization instance in Cloudera Data Warehouse](#).



Note: If you do not want to create a new instance, contact Cloudera support for further assistance.

DWX-19489: Concurrent Hive-Iceberg UPDATE/INSERT query fails

Concurrent UPDATE/INSERT queries on Hive Virtual Warehouses might fail intermittently with the following error:

```
return code 40000 from org.apache.hadoop.hive ql.exec.MoveTask.  
Error committing job
```

Run the failed queries again.

Behavior changes in Cloudera Data Warehouse on premises 1.5.4 SP1

Review the behavior changes introduced in this service pack release of Cloudera Data Warehouse on premises.

Summary: Change in value of the query executor stack size

Before this release: The default value for the Java VM configuration for thread stack size (-Xss) resource type was set to a default value of "256k".

After this release: The query executor stack size is increased and the default value is now changed to "512k" to address query failures that were noticed during a TCP-DS benchmark run.

Cloudera Data Warehouse on premises 1.5.4 SP2

Review the features, fixes, and known issues in the Cloudera Data Warehouse 1.5.4 Service Pack 2 release.

Version information for Cloudera Data Warehouse on premises 1.5.4 SP2 components

Cloudera Data Warehouse uses Hive, Impala, and Hue as its Runtime components and also provides integration with Cloudera Data Visualization. Review the version information of Cloudera Data Warehouse on premises 1.5.4 SP2 components.

Table 3: Cloudera Data Warehouse on premises version information

Cloudera Data Warehouse component	Version
Hive	2024.0.18.5-15
Impala	2024.0.18.5-15
Hue	2024.0.18.5-15
Cloudera Data Visualization	7.2.7-b48
Cloudera Data Warehouse server	1.10.0-h1-b24
CDP CLI	0.9.129

Apache Iceberg version information

The following table shows the version of the Iceberg component in this release of Cloudera Data Warehouse on premises:

Cloudera Data Warehouse server version	Cloudera Data Warehouse Runtime version	Iceberg version
1.10.0-h1-b24	2024.0.18.5-15	1.4.3

What's new in Cloudera Data Warehouse on premises 1.5.4 SP2

There are no new features introduced in this service pack release of Cloudera Data Warehouse on premises 1.5.4 SP2.

Fixed issues in Cloudera Data Warehouse on premises 1.5.4 SP2

Review the issues fixed in this service pack release of Cloudera Data Warehouse on premises.

DWX-19489: Concurrent Hive-Iceberg UPDATE/INSERT query fails

This fix addresses an issue where concurrent UPDATE/INSERT queries on Hive Virtual Warehouses were failing with a FileNotFoundException on retry for Iceberg tables.

As part of this fix, the ResourceMap is removed from the queryState to prevent the FileNotFoundException on retry.

Apache JIRA: [HIVE-28649](#)

DWX-20319: Unable to upgrade Cloudera Data Visualization instance

If you are upgrading your Cloudera Data Visualization instance from Cloudera Data Warehouse on premises 1.5.4 or earlier versions to Cloudera Data Warehouse on premises 1.5.4 SP1, the upgrade fails with a "Failed to acquire lease" error. This issue occurs because of a missing vizCRN from some of the older Cloudera Data Visualization application objects.

This fix addresses the issue by constructing a CRN if it is unavailable while fetching the Cloudera Data Visualization instance.

Known issues in Cloudera Data Warehouse on premises 1.5.4 SP2

Review the issues identified in this service pack release of Cloudera Data Warehouse on premises.

DWX-20085: Non-admin user in Cloudera Data Visualization loses all roles and permissions

When a non-admin user who does not belong to any group in Cloudera Management Console logs in to Cloudera Data Visualization for the first time, the user is assigned to the "viz_guest_group" default group in Cloudera Data Visualization and is assigned the "Database Admin" role.

Subsequent logins remove all the groups associated with the user in Cloudera Data Visualization and only the groups that come from SAML assertion are assigned to the user. This can in turn lead to the user losing all privileges on the Cloudera Data Visualization instance.

Add the user to a group using the Cloudera Management Console or through the LDAP server. For more information, see [Adding or removing a user from a group](#).

Behavior changes in Cloudera Data Warehouse on premises 1.5.4 SP2

There are no new behavior changes introduced in this service pack release of Cloudera Data Warehouse on premises.